

AKS Detector



Professional Metal Detector

Comprehensive
Operating Manual and
Guide to Metal Detecting

Table of Contents

1. Safety precautions:	3
2. Warm Prompt:	4
3. Product introduction:	5
4. Product main features:	10
5. Technology parameters:	10
6. Boot test:	10
7. Detailed instructions:	10
8. Detailed instructions:	12
9. Maintenance and maintenance:	21
10. Buying machine vouchers:	21
11. After-sales service:	22

1.Safety precautions

Do not use power supply system specified voltage, and please use the external equipment provisions. In any case, do not open the instrument or charger, and strictly to the equipment modification. The instrument down if the damage label, the warranty guarantee to change that service failure.

Instrument in thunderstorms and the sun cannot insolate use. Instrument cannot place near the stove or other high temperature environment. Instrument can't be placed in the flammable and explosive substances. Probe cables of the plug can't even damp, such cases to put the plug in the drying to use or be more lost detection ability. This product is a precision instrument. The open switch or press the button, please moderate strength, action simply;

Instruments used must pay attention to the gentle, prevent fell, collision.



2.Warm Prompt

Thank you use AKS detective, gold tracker (hereinafter referred to as: AKS detective gaza), using in Germany G detective, read it carefully before operation manual and properly kept for future reference. Operation Guidelines can tell how can we use AKS detective in the use of the gaza and existing in the process of the risk of what may.

Possible adverse factors: if the correct use of the instrument is not to bring any physical problems. In today's science and technology condition, high frequency of the signal is not going to body any harm.

The correct use of the environment: the low and high temperature below zero to instrument have suffered, to stay away from combustible and explosive of objects.

To avoid danger please will instrument articles with other keep 50 meters away.

U working voltage: this instrument using built-in battery. Before use, please use the instrument of the charger with direct charge,

Note: absolutely can't use 230 V voltage power supply!!!

Metal objects to the instrument measurement will have certain interference, measuring around please remove metal objects. So when measuring the please send your mobile phone, necklace, watches, such as the key to metal objects taken down.

The copyright notice:

Later all rights reserved: AKS U.S Later the company has the final explanation of manual. Thank you later use AKS detective, gold trackers, in use this product please read carefully before operation manual and properly kept for future reference. This manual content is only for reference, specific parameters to manufacturer kind prevail. Later by this manual AKS.U.S. translation

Later the company reserves in a manual product technical specifications of the modified and improved rights without prior notice. Later the company reserves in do not make any prior notice to the revision to the technical specifications of the right. Later the company reserves in do not make any prior notice the right to revise this manual. Later in any case, I companies not caused by the instruments of any income loss undertakes the responsibility.

Please comply with local later relevant laws and regulations, and in any case, I companies not caused by the instrument of any legal responsibilities in.Later, of this manual all pictures and practical operation and function is for reference only, please in kind prevail reasonable, legal use.

3.Product introduction:

AKS detective gaza is a excellent performance gold search instrument. The strength of the American AKS gaza, professional production manufacturers detection instrumentation. This detector sensitivity and stability for the international similar product the highest level. In addition to the above characteristics outside, this product is also one of the most prominent characteristics that can be identified the type of metal, allowing you to easily find useful metal items to you, this is the domestic other types of similar products do not have the functions. Has this detector, you can go to a more open place agent treasure activities, searching for gold, silver, copper, precious stones.This type of equipment archaeological and scientific theory field of perfect combination, has the high quality remote search system and precise positioning of the detection system, the breakthrough the conventional detection method, using the micro electric processor control chip unit calibration, apparatus, self-checking system can quickly and easily scan, detection, greatly enhance the ground treasure the working efficiency of the lovers and reduce detection labor intensity, and is the most advanced, practical, economic metal detection instrumentation.



Black plastic case



Aluminum case

Being optional



Receiver





Transmitter



Transmitter

Battery Adapter



4.Product main features:

The strongest product kernel, intelligent modular operation

Powerful + convenient + speed efficiency

Easy and fast to advanced and efficient...

5.Technology parameters:

Product name: AKS detective metal detector

Search system: microcomputer CPU control and reflection conductivity

Search range: 800M

Detecting depth: 14M

Energy: 12V 1000-1600mAh

Launch frequency: 5.6—6KHz

Signal frequency: 360—440Hz

Weight: 3.2KG

Detection type: gold, silver, copper, precious stones

Charging methods: this instrument has installed rechargeable batteries, direct access charger, can charge, charges time 10-12 hours.

6.Boot test:

Open the host with the search device switch, the search is work blink; When host preference copper gear, a search is corresponding copper instructions parade light, in turn, choose the host other silver, gold, and precious stones gear, a search is corresponding to the light of the instructions of the light. If appear hosts select gear, and search is the corresponding indicator light not bright, may be the host and search instrument is enough, need to recharge. The above situation normal word, the apparatus normal, can be at ease use.

7.Detailed instructions

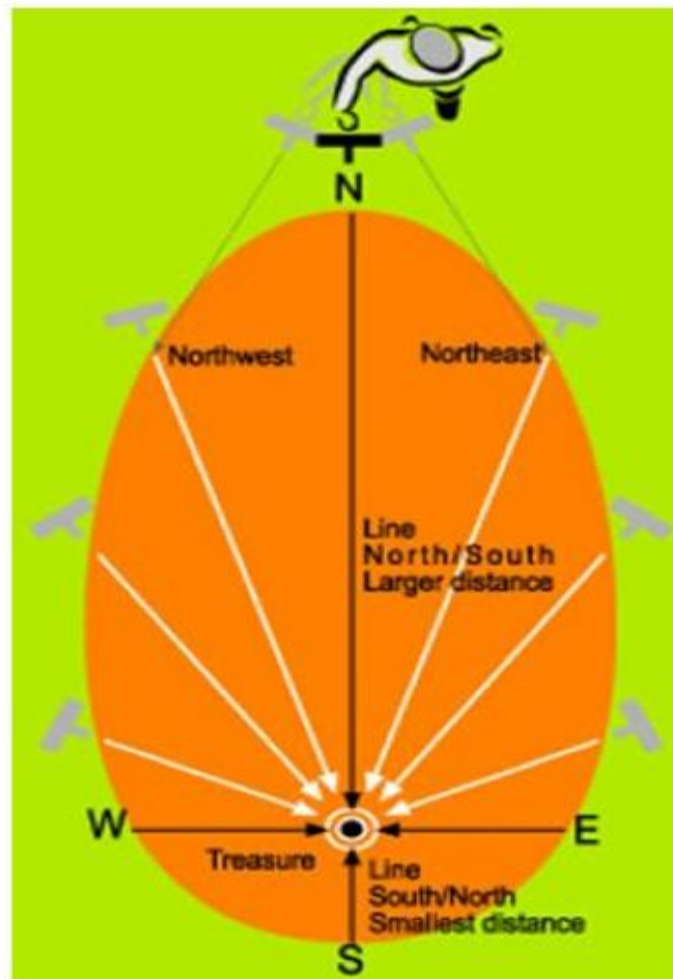
Host the correct way of using the:

Will host the vertical hanging in his loins, and try to keep and parallel leg, if you are the right hand hold as search instrument, then hang in the right flank, if you are left hand operation, then hang in the left. Note: remove mobile phone, The correct method of use:

The diagram illustrates the Objective Metal Area (OMA) concept. It features a central green oval labeled "Objective Metal Area". Surrounding this central area is a circular path of blue arrows, indicating a continuous flow or direction. The word "DIRECTION" is written in blue capital letters at two points along this path. At the bottom left of the diagram, there is a box labeled "Starting Application Block Test Method".

8.Detailed instructions:


In the use of this method in the target area search, should stand in the front area and scanning. Detectors will display the search of matter or material is in the area of right or left part. If detection is in the area of the right part, mobile so far part of the center and again scanning. By the second detection, after training the operator can determine where the matter a quarter of the circle, right or left half part part, vertical segmented regions. (see chart)




Video Screenshot of Field Operation Details 1-70 pcs



1



2



3



4



5




6



7




8



9



10



11



12



13



14



15



16



17



18



19



20



21



22



23



24



25



26



27



28



29



30



31



32



33



34



35



36



37



38



39



40



41



42



43



44



45



46



47



48



49



50



51



52



53



54



55



56



57



58



59



60



61



62



63



64



65



66



67



68



69



70

9.Maintenance and maintenance

AKS detective, is a novel design, the instrument of work. This kind of instrument will open the door of wealth for you, help you on the top of my career. The following advice will help you to correct use and spare the good the instrument, improve the instrument was used

- 1.Do not remove or modification of instrument.
- 2.In the process of operation to avoid mobile phone or other metal near the instrument.
- 3.Please at 0 ° c-40 ° c temperature and 10%-30% humidity environment use this instrument is the best.
- 4.Use wire, needle etc metal will short circuit batteries, also will not battery with necklace metal put together, it could lead to electricity leak, overheating, burst and fire.
- 5.Do not charge for more than 24 hours. Please use the 220 V. Note: new battery only through two or three times complete charge and discharge cycle to achieve the best effect.
- 6.Away from the dust and dirt, they can lead to corrosion and wear parts. Regularly with wet cloth to wipe the probe to keep its appearance neat and clean like new. Not using harsh chemicals cleaning products. lest the water splashed out cause overheating, leakage or fault charger.
- 7.Don't put the instrument in these places charge: direct sunlight place;Outside temperature below 0 degrees or above 40 degrees place; The ashes of the moisture place; Vibration great place; Near a TV set.

10.Buying machine vouchers

The user data (customer fill out) :

Name: _____ Tel: _____

Zip code: _____

Purchase date: _____

Contact address: _____

The following the agent to fill out

De kesa detective Numbers: _____

Buying machine date: _____

Sales data: _____ (build official seal)

Tel: _____

Contact address: _____

11.After-sales service

Product Numbers	Buying machine date
Name	Tel
Repair date	fault

Fault reason		Fault handling	
Inspection date	Maintenance men signed	Maintenance order	